

# LED EMERGENCY BULKHEAD

The LED Emergency Bulkhead is suitable for ceiling or wall installations and has a traditional design making it ideal for retrofit projects.



DATA SHEET



230V

LED

IP65

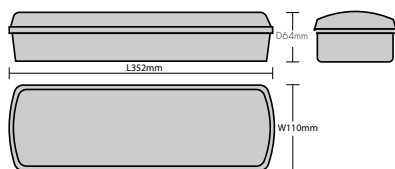
1 YEAR  
GUARANTEE

Hinged gear tray for easy installation

Traditional design suitable for retrofit projects

Can be used in maintained or non-maintained mode

## Dimensions



## Specification

<b>Input Voltage:</b>	230V, 50Hz
<b>Total Wattage:</b>	6.5W
<b>Lamp Wattage:</b>	4W
<b>Emergency Duration:</b>	3hrs
<b>Mode of Operation:</b>	Maintained / Non-maintained
<b>Working Temperature:</b>	0°C - 40°C
<b>Tested To:</b>	BS EN 60598-2-22: 2014
<b>Material:</b>	Polycarbonate housing and prismatic diffuser
<b>Lumen Output</b>	300lm
<b>Emergency Lumen Output:</b>	90lm

Version 1. 11/2019



ESSENTIALS





BLE LIGHTING AND POWER LTD  
Unit 3, Drake Business Park  
Drake House Crescent, Sheffield, S20 7HT

T: 01246 432325 F: 01246 432324  
E: sales@blelighting.co.uk  
www.blelighting.co.uk

## Additional Information

- Healthy charge indicator
- 24 hour recharge time
- 3.6V 0.8Ah NiCD Battery
- Low power consumption
- Surface mounted
- Easy install hinged gear tray
- Supplied with self adhesive legend pack (EU Legend)

Code	Description	Dimensions (L x W x D mm)
B3L/LED/M3-L	LED Emergency Bulkhead	352 x 110 x 64
B1L/LG/ISO	Legend - ISO	

PRODUCT REFERENCE	MOUNTING HEIGHT (M)	TRANSVERSE TO WALL (M)	TRANSVERSE SPACING (M)	AXIAL TO WALL (M)	AXIAL SPACING (M)
		1 LUX 	1 LUX 	1 LUX 	1 LUX 
B3L/LED/M3-L	2.00	1.80	5.30	1.15	3.54
	2.50	1.75	5.44	1.01	3.48
	3.00	1.40	5.22	0.58	3.29
	3.50	N/A	4.48	N/A	2.89